

In an effort to create an open market for real estate auctions, Peoples Company utilizes Bid Wrangler as an online bidding platform for buyers. Bids update in real time ensuring that no buyer misses an opportunity and bids can be taken from a smart device.

Have an upcoming online auction that has peaked your interest? Follow the directions below to create a Bid Wrangler account and to register to bid. We strongly encourage buyers to register to bid prior to the slated auction.

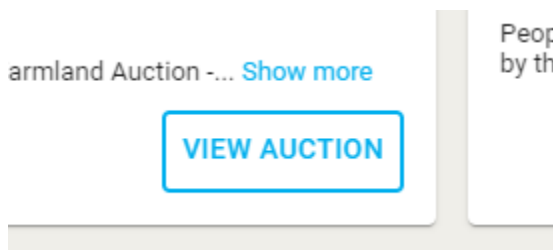
From the Peoples Company website and land listing, click the “bid now” button. You will be redirected to the Peoples Company Bid Wrangler site.



Attachments

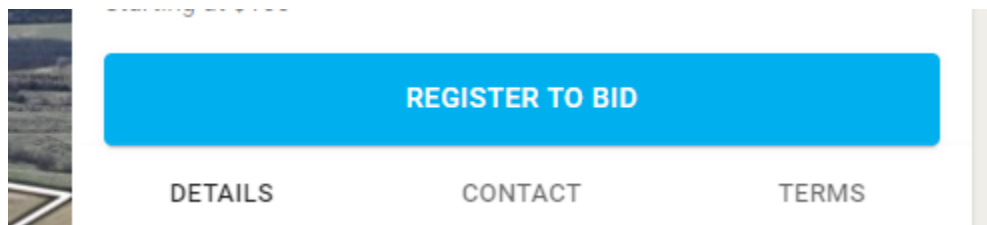
- Aerial
- Topography Map

Locate the auction of interest. Click the “view auction” button.



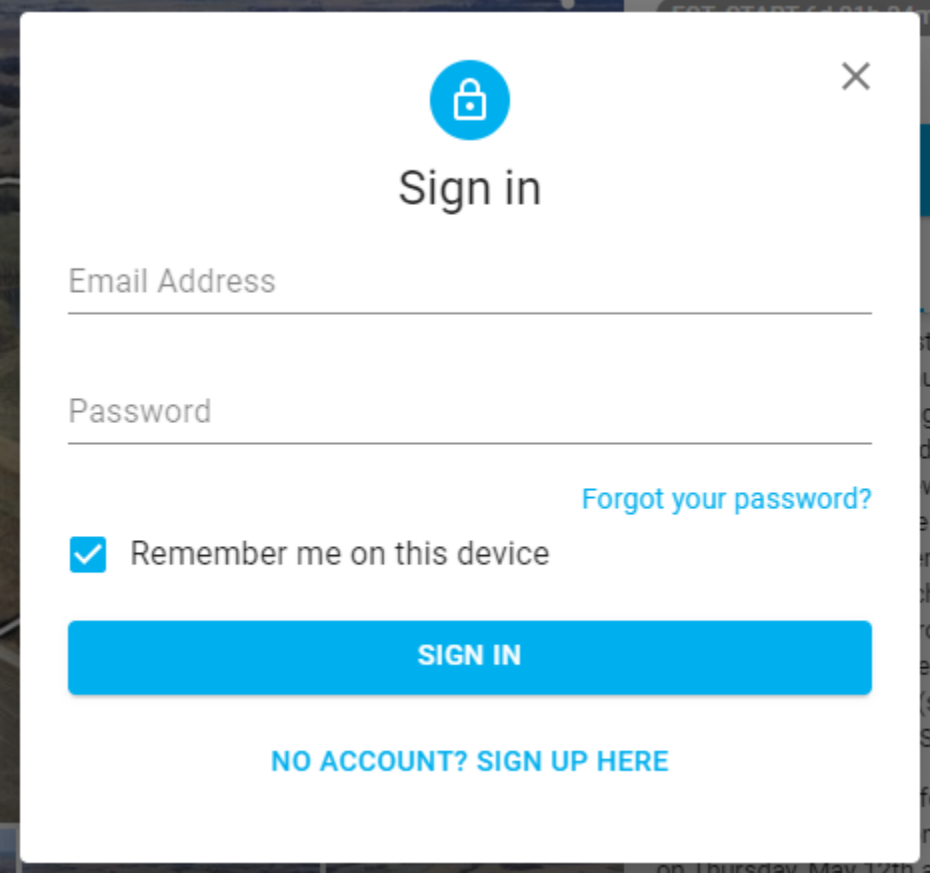
From there you will be redirected to a page specific to the auction of interest. Here you can view photos of the listing, see details on the property, terms and conditions associated with the sale, and contact information for the listing agent.

In order to participate in bidding on the property. You will need to click on “register to bid”.



If you have an existing Bid Wrangler account you will enter your name and password to log in. If you forgot your name or password click on the “forgot your password?” link and follow instructions to reset your password.

If you are new to Bid Wrangler, click on the “No account? Sign up here” Link.

A screenshot of a 'Sign in' modal form. At the top center is a blue circular icon with a white padlock. To its right is a close button (an 'X' in a square). Below the icon is the text 'Sign in'. There are two input fields: 'Email Address' and 'Password'. To the right of the 'Password' field is a blue link that says 'Forgot your password?'. Below the input fields is a checked checkbox with the text 'Remember me on this device'. At the bottom of the form is a large blue button with the text 'SIGN IN' in white. Below the button is a blue link that says 'NO ACCOUNT? SIGN UP HERE'.

Sign in

Email Address

Password

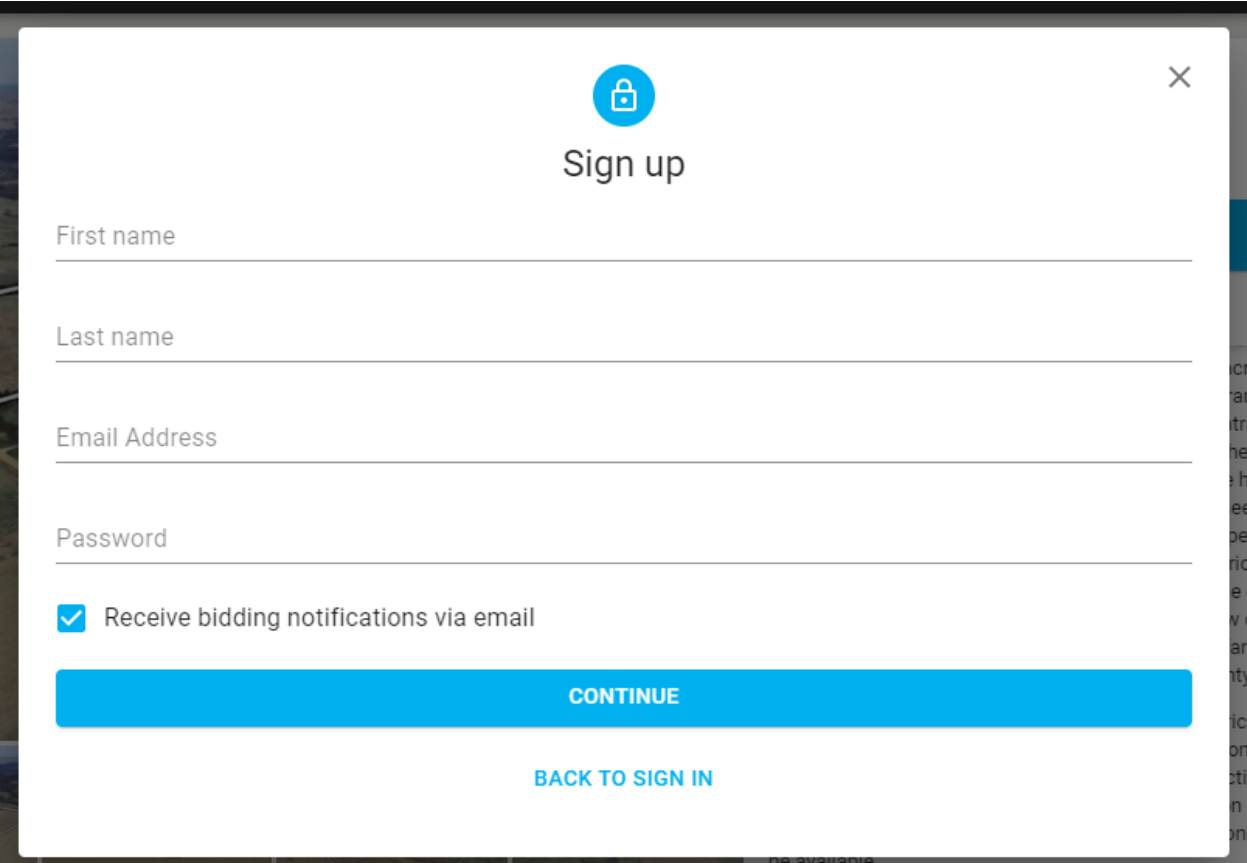
[Forgot your password?](#)


Remember me on this device

SIGN IN

[NO ACCOUNT? SIGN UP HERE](#)

Enter your first and last name, email address, and a safe password. The application is set up to automatically send you notifications via email related to your auctions of interest.





✕

Sign up

First name

Last name

Email Address

Password

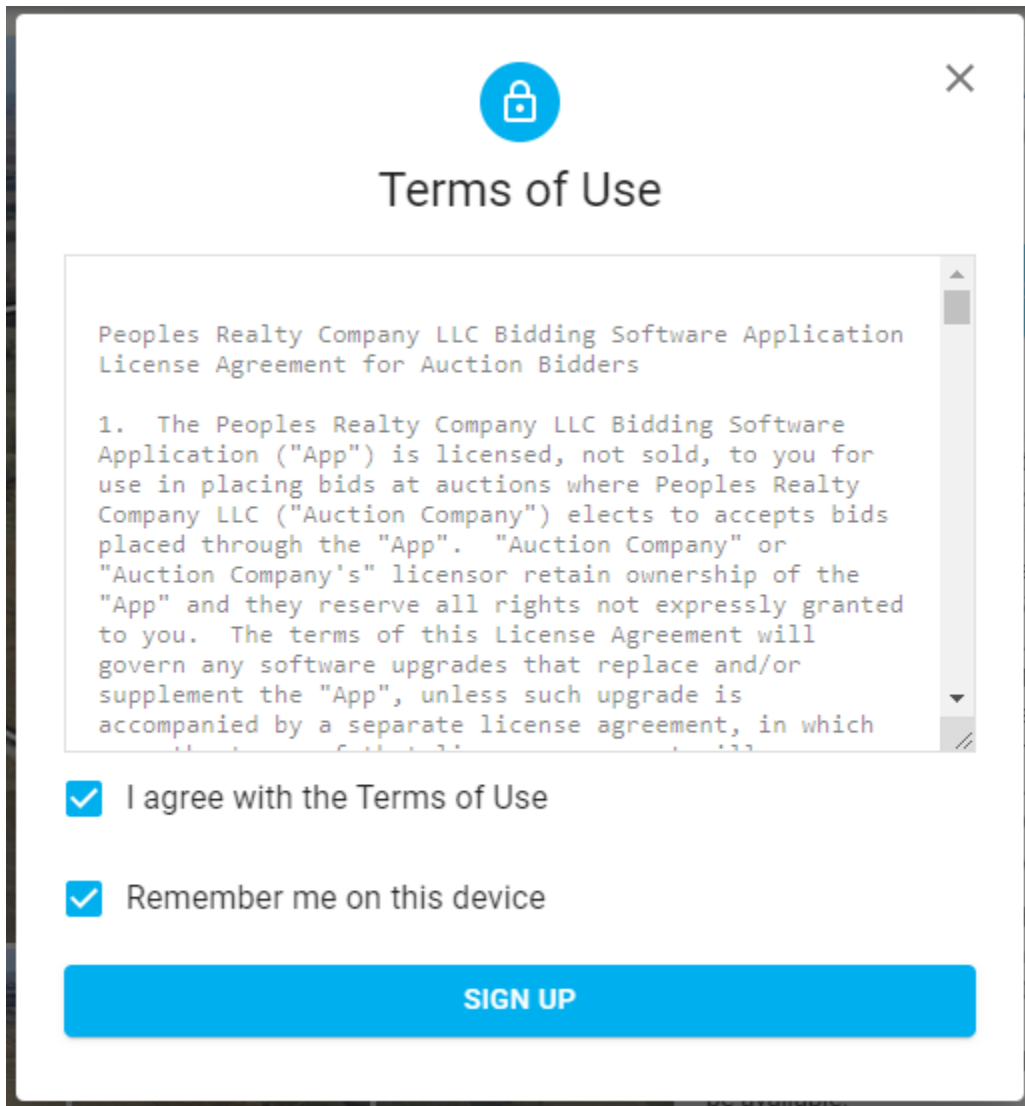
Receive bidding notifications via email


CONTINUE

[BACK TO SIGN IN](#)

De available

Read through the terms of use. If you agree select the check box and click “sign up”.



 ✕

Terms of Use

Peoples Realty Company LLC Bidding Software Application License Agreement for Auction Bidders


1. The Peoples Realty Company LLC Bidding Software Application ("App") is licensed, not sold, to you for use in placing bids at auctions where Peoples Realty Company LLC ("Auction Company") elects to accept bids placed through the "App". "Auction Company" or "Auction Company's" licensor retain ownership of the "App" and they reserve all rights not expressly granted to you. The terms of this License Agreement will govern any software upgrades that replace and/or supplement the "App", unless such upgrade is accompanied by a separate license agreement, in which

I agree with the Terms of Use

Remember me on this device

SIGN UP

Now you have a Bid Wrangler account. However you need to register to bid for each individual auction. Complete the required fields to fulfill registration. Click “continue”.

×

Register to Bid

Please complete the information below in order to bid this auction

First name
Justine

Last name
Stevenson

Phone

Street

City State/Prov.

Postal/Zip Country

CONTINUE

Again you will need to agree to the specific terms and conditions of the auction of interest. Once you have read through the terms and conditions, click the check box next to “I agree with the Terms of Use” and click “register”.

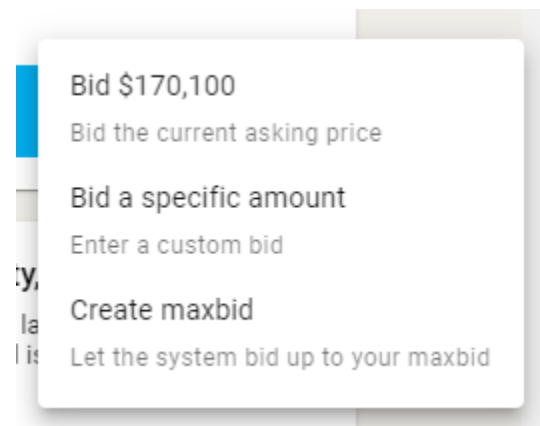
The Terms of Use may vary from auction to auction. Please ensure that you read these terms carefully before registering for each sale.

Your request to bid will need to be approved by the listing agent. In order to review the terms and conditions you will receive a phone call from them prior to approving your request to bid.

Once your request to bid has been approved you will receive an email notification. Click on the link in the email to take you directly to the auction of interest.

On the auction landing page you will be able to access information specific to the auction as well as see the associated tracts and current bid. If you are wanting to view the traditional live auction you can click on the “view live” button once it turns blue. This means the live video feed has begun.

To bid on a specific tract/parcel/lotl, select the “bid \$XXX per lot button”. Or select the drop down arrow to bid the current asking price, custom bid, or maxbid.



The auctioneer and supporting agent will be notified on the Bid Wrangler homesite with your bid and associated bid number. When another bidder has submitted a bid that exceeds yours, you can bid again by selecting the blue “bid \$XXX” to achieve the asking bid.

If you are the winning bidder, you will receive an email notification. Soon the listing agent will be in contact with you to sign documents electronically.

Thank you for choosing to bid on our online auction platform, Bid Wrangler.

ADDITIONAL RESOURCES FOR DESIGNER

<https://support.bidwrangler.com/article/172-how-does-a-bidder-setup-an-account>

<https://support.bidwrangler.com/article/174-how-does-a-bidder-register-for-an-auction>

<https://support.bidwrangler.com/article/176-how-do-i-bid-on-an-item>