




**TILE MAP
PITTSFORD TOWNSHIP
SECTION 16**

-  **Tile**
-  **Outlet**
-  **Lift Station**

*** ALL TILE LINES ARE ONLY APPROXIMATE**

